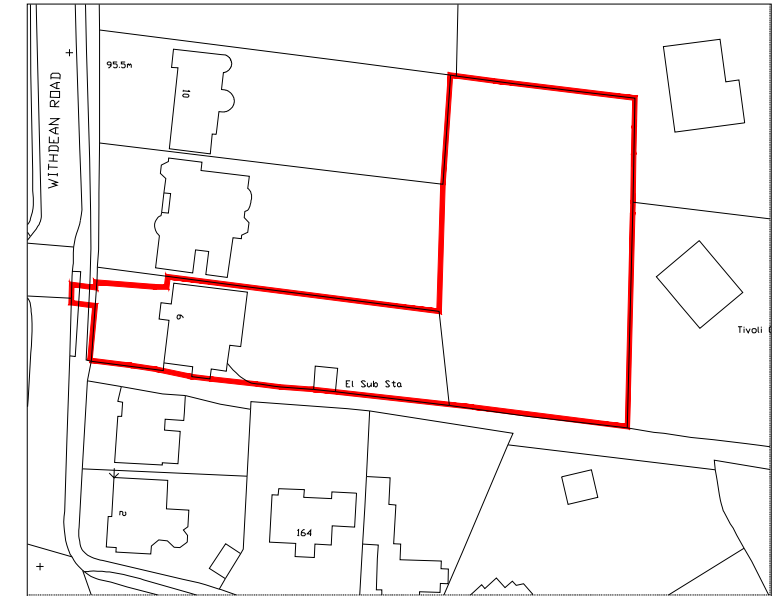




**Proposed block plan** Scale 1:500 @A3



**Existing site location plan** Scale 1:1250 @A3



This drawing is for the below approval only and is subject to Planning Approval. This drawing has been based on third party survey and scheme drawings. Do not scale from this drawing (LA Planning Dept. can scale the drawings). The Architect, Turner Associates & Richard Silver (RS Design - Architect Ltd.), own the copyright in the drawings and documentation produced in the course of the project. The client named below has a licence to copy and use the drawings and documentation only for purposes related to the project named below at the stage noted above. No drawings or client details will be released to anyone other than the client, unless given written instruction for distribution.

J 01.01.22 New house/roof plan for re-placement house  
new house/roof plan and parking arrangement  
for Unit 1&2, new garage for Unit 1

H 11.05.21 Extent of existing hard standing noted. One  
parking space to the replacement building.

G 10.03.21 Driveway revised


F 25.06.19 Revised red line

E 25.06.19 Revised red line

D 24.06.19 Replacement dwelling at no.6

C 30.07.18 Access revised

rev. date



## PLANNING ONLY

client **Mr Jon Owen**

project **Land At 6 Withdean Road And Rear of 6  
To 10 Withdean Road Brighton BN1 5BL**

drawing **Site location & block plan**

scale **Shown@A3** date **Feb 19**  
drawn **RS**

**RS DESIGN**

STUDIO 115 SURREY ROAD, BRIGHTON, EAST SUSSEX BN1 6JB rs@rsdesign-architect.com

**RS 1090 / 01** rev. **J**